

Customer Guide To Ventilation



Great Homes, Great Services, Great People

What is ventilation and what does it do?

Ventilation is a process of removing polluted air from a room and supplying fresh air from the outside.

This can also be done by using open windows, window vents and / or extractor fans.



What ventilation should I have in my home?

All Coastline homes should have;

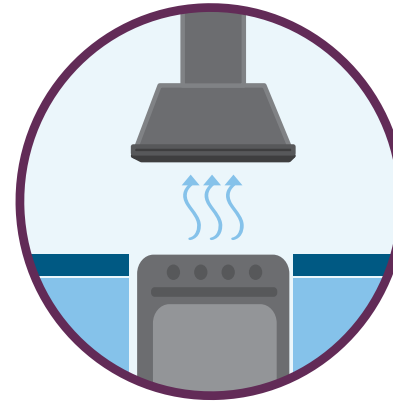
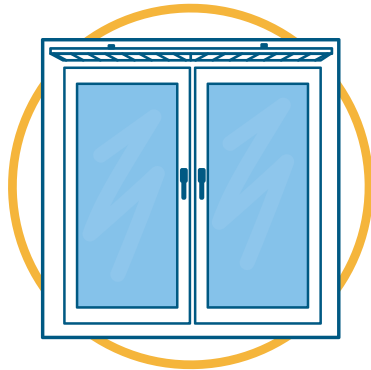
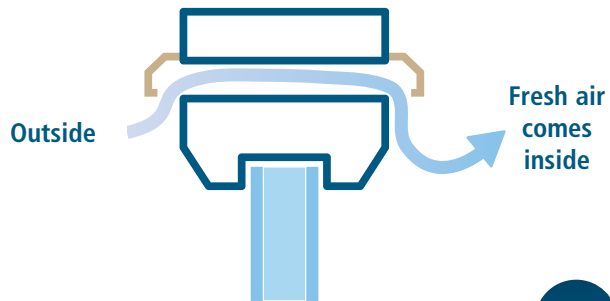
- Kitchen extractor fan
- Bathroom extractor fan
- Window trickle vents

Some homes may also have;

- An additional ventilation system

Window 'trickle' vents

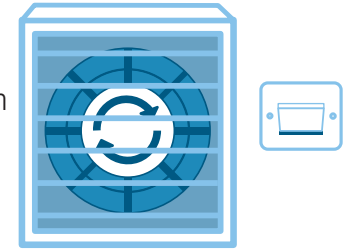
These should be left open as much as possible – they allow a small amount of air to leave your home and new clean air to come in.



What do fans look like in my home?

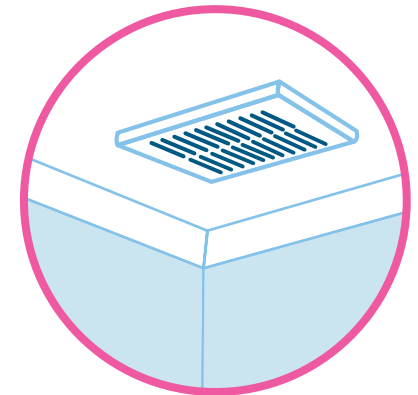

You may have one of these extractor hoods above your cooker.

Or you may have a wall mounted kitchen extractor fan.



Bathroom fans

Bathroom fans may be either wall mounted or ceiling mounted



Top Tip: After you take a shower, leave the fan running for 10-15 minutes to help get rid of excess moisture.





How do I know it is working?

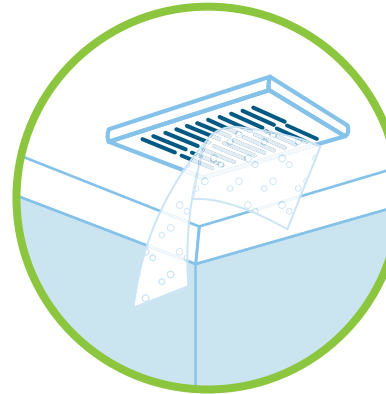
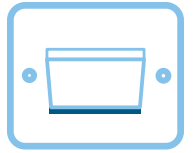
If you are noticing a problem with the ventilation within one of your rooms, then the extractor fan may be to blame.

Can you hear it running?

Check the switch is "on".

Sometimes the switch is outside the bathroom on the wall.

If you can't hear the fan running, try turning it off and on again, and then try the Tissue Test.



The Tissue Test

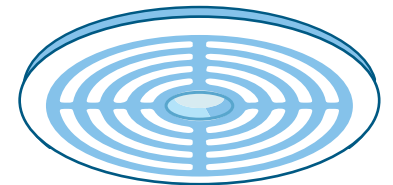
Carefully hold a piece of tissue near the grill – if it is working, the fan will pull it.

What do I do if it is not working?

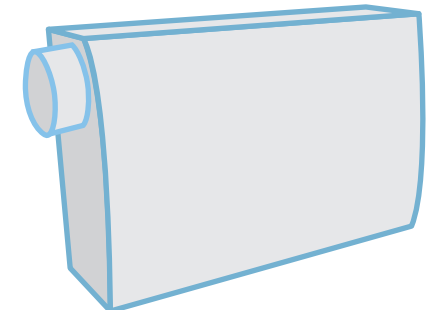
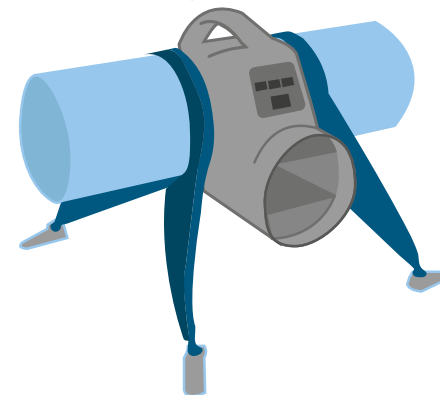
Report it to [MyCoastline](#) as it is not an emergency.



You may have one of these in the ceiling which means that your extractor fan is hidden.



Some homes have a ventilation system like this in your loft.



Or one that looks like this.

How does the ventilation system work?



A poor balance between heating and ventilation generally causes condensation.

How does condensation occur?

The air within a property contains a varying amount of moisture vapour. The warm air inside the building will hold more water than cold air. The higher the temperature of the internal air, the more water vapour it can hold.

When this air becomes cooled, such as coming into contact with colder air or a colder surface, i.e. cold walls, cold ceiling voids and window panes, it reaches a temperature where it can no longer hold the water vapour.

Condensation is a condition that affects many homes and is the major cause of mould within a property.

Regularly wiping down surfaces help to reduce mould growth.

Only use cleaning products that are designed to remove mould.




Do I need to clean my extractor fan?

Yes, it is really important that your fans are kept clean – they will also be quieter.

Turn off the power at the isolator switch first!

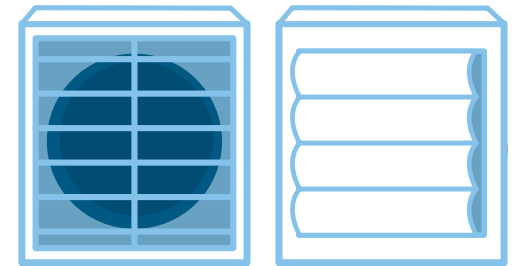
- If you find the extractor fan difficult to reach, it's safest to use a step ladder so you don't have to overextend.
- You can **carefully** use a vacuum cleaner to remove any dust.
- You should then be able to wipe the surface with degreaser, which will keep it clean if done regularly.
- If it has got very dirty you may need to contact Coastline and ask for help.



Turn the isolator switch back on!

Outdoor Fans

You will also have this type of grill on the outside of your home – please check that it is not broken or blocked.



There are some simple and inexpensive ways of reducing the overall condensation and associated growth of mould in the property, such as:

- Cook with pan lids on and turn the heat down once water has boiled.
- Only use the minimum amount of water for cooking vegetables.
- Never dry laundry on radiators or on 'clothes horses' within rooms.



- Install suitable humidity activated mechanical extractor fans to bathrooms and kitchens.
- Dry washing outside where possible or put it in the bathroom with the door closed, ensuring windows are opened or any extractor fan is turned on.



- Ensure tumble driers are vented to the outside.
- Don't use a gas cooker to heat up your kitchen.



- Don't use bottled gas heaters, such as Calor or similar, as they produce approximately 8 pints of moisture from an average size gas bottle.
- Keep trickle vents open at all times or alternatively open small window/top lights, as necessary.

- Do not have air vents fitted at low levels.
- Open any high-level air vents.
- Close kitchen and bathroom doors when these rooms are in use, even if the rooms have extractor fans.
- Allow space for the air to circulate in and around furniture.
- Open doors to ventilate cupboards and wardrobes.
- Leave space between the backs of wardrobes and the wall.





To reduce the risk of mildew on clothes and other stored items in wardrobes, allow air to circulate round them by removing the wardrobe backs or drilling breather holes in them.



In cold weather the best way to keep rooms warm enough to avoid condensation is to keep a low background heat on all day, even when there is no one at home.

C.A.R.E.

C - Control moisture: Be vigilant about leaks, report plumbing issues promptly, and use dehumidifiers if necessary to maintain optimal moisture levels.

A - Allow ventilation: Ensure good airflow by opening windows, using extractor fans, and keeping air vents unobstructed.

R - Reduce condensation: Wipe down wet surfaces regularly, keep your home warm (between 18 to 21 degrees celsius), reduce the amount of steam when showering / bathing and close bathroom doors afterwards;

E - Eliminate mould: Clean and disinfect affected areas regularly using appropriate cleaning agents, report water damage and mould promptly, avoid putting wardrobes tightly against external walls and ensure good ventilation to discourage mould growth.






Coastline

For more information on Coastline, please follow us on Twitter or like our page on Facebook

 search for Coastline Housing

 01209 200200

 @Coastlinehouse

 www.coastlinehousing.co.uk

Coastline House, 4 Barncoose Gateway Park, Redruth, Cornwall, TR15 3RQ

